

## Barn Light 40w



### DESCRIPTION:

Touch-Plate's Barn Lights are designed to offer better security, more lumens, and higher cost savings. Our Barn Lights can offer energy savings of 70% or greater over traditional metal halide or high pressure sodium lighting. Our LEDs are optimal for new construction and retrofit installations.

### PRODUCT FEATURES:

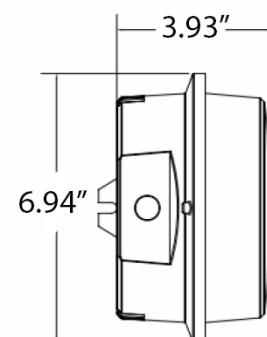
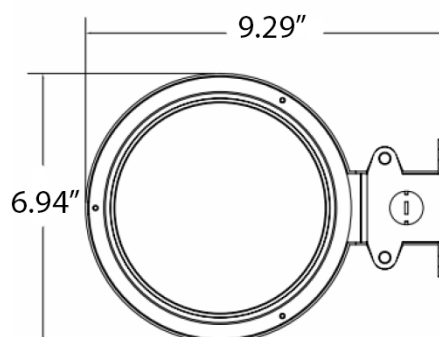
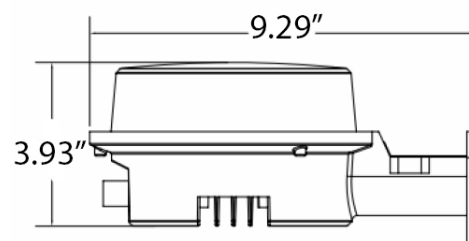
- Aluminum housing
- Photosensor
- 120° beam angle
- Instant Start: no flickering or humming
- Uniform Light
- Lifetime of 50,000 hrs or greater
- 5 Year Limited Warranty

### SPECIFICATIONS:

- Wattage: 40w
- Lumens: 4,800 (approx > 120lm/w)
- Equivalence: 100w HID/HPS/MH
- CRI: >80Ra
- IP Rating: IP65
- LED Chips: Epistar
- PF: >0.90

### PHYSICAL PARAMETERS:

- Dimensions
  - Length: 9.29"
  - Width: 6.94"
  - Height: 3.93"
- Weight
  - 1.54 lbs



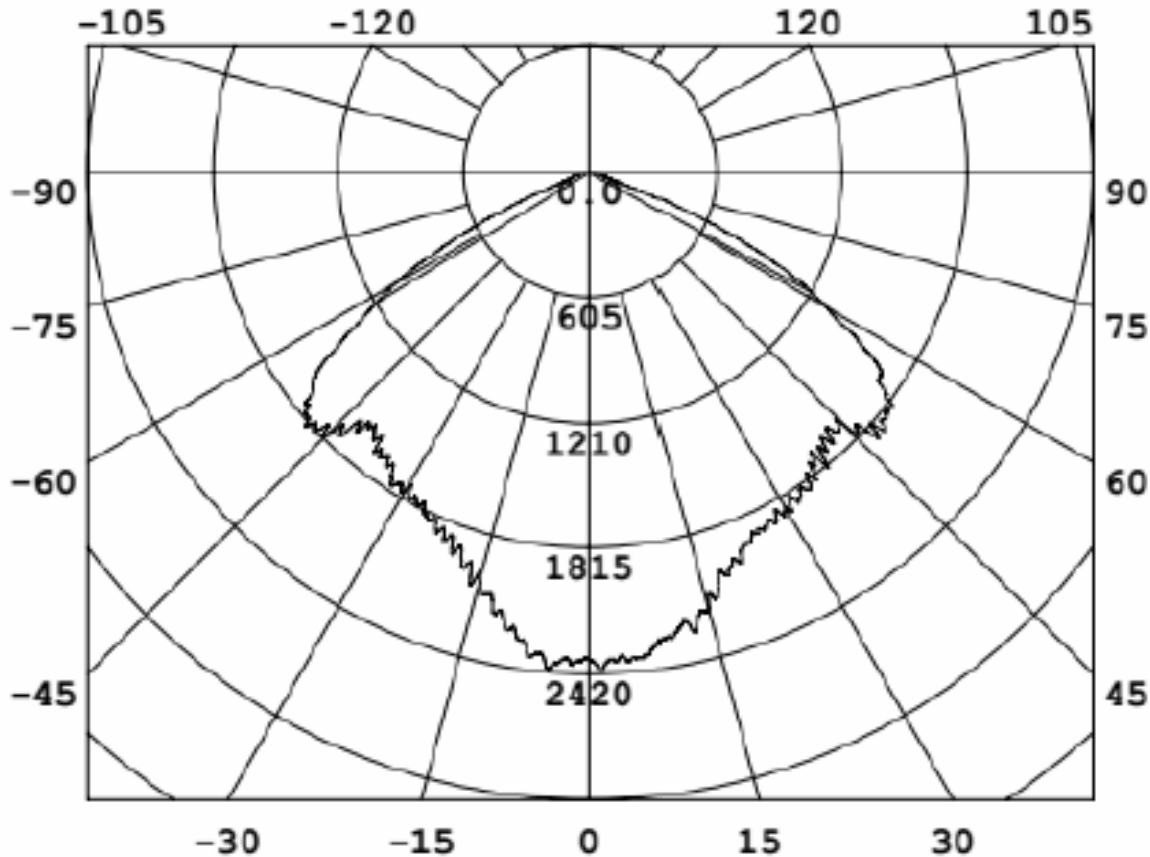


# Barn Light

## ORDERING GUIDE

LED Type XXX -	Lumens - Wattage XXX - XXX -	CCT XX	Voltage X	
<ul style="list-style-type: none"> <li><b>BNL</b> Barn Light</li> </ul>	<ul style="list-style-type: none"> <li><b>048-040</b> 4,800lm - 40w</li> </ul>	<ul style="list-style-type: none"> <li><b>50</b> 5000k</li> </ul>	<ul style="list-style-type: none"> <li><b>U</b> 120-277v</li> </ul>	

## PHOTOMETRIC



# Barn Light

## INSTALLATION INFORMATION (WIRING)

This product must be installed in accordance with National Electrical Code(NEC) and/or applicable local codes, by a qualified electrician.

### **DANGER - RISK OF SHOCK - DISCONNECT POWER BEFORE INSTALLATION**

- Make the necessary 'HOT' (Black or Brown), 'Neutral' (White or Blue), and 'Ground' (Green) connections in an approved junction box.

## INSTALLATION INFORMATION

