


Gold Series Corn Light Bulb 60w



DESCRIPTION:

Touch-Plate's Corn Light Bulbs were designed to offer better security, more lumens, and higher cost savings. Our Corn Light Bulbs can offer energy savings of 70% or greater over traditional metal halide or high pressure sodium lighting. Our LEDs are optimal for new construction and retrofit installations.

PRODUCT FEATURES:

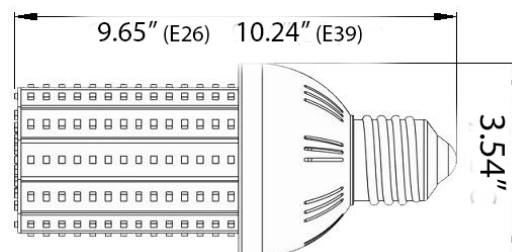
- Instant start
- No flickering or humming
- Uniform light
- Built-in aluminum heatsink
- Lifetime of 50,000 hrs or greater
- UL Listed (E465717)
- DLC Listed:
 - SNC-CL-60WB2E39 (E39 Base Only)
- 5 Year Limited Warranty


SPECIFICATIONS:

- Wattage: 60w
- Lumens: 8,400 (approx > 140m/w)
- Lighting Equivalence: 175w MHL/HPS/HID
- IP Rating: IP40
- LED Chips: Epistar 2835
- PF: >0.9
- Beam Angle 360°(Standard)

PHYSICAL PARAMETERS:

- Dimensions
 - Width: 3.54"
 - Length:
 - 9.65"(E26)
 - 10.24"(E39)
- Weight
 - 1.51 lbs



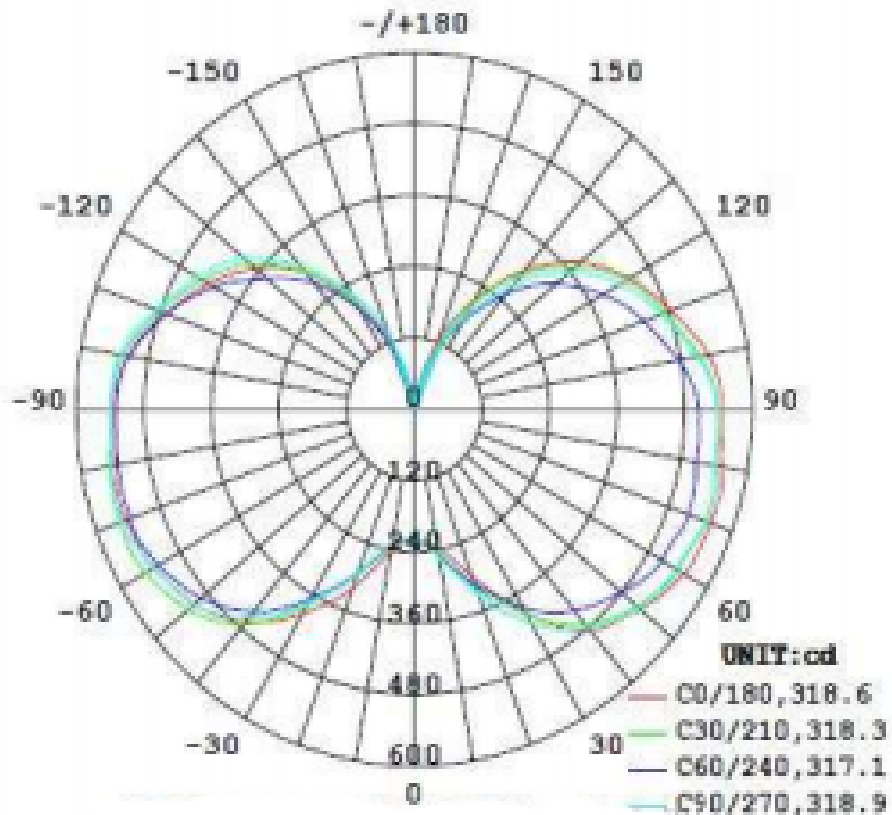


Gold Series Corn Light Bulb

ORDERING GUIDE

LED Type XXX -	Lumens - Wattage XXX - XXX-	CCT XX	Voltage X	BASE X
<ul style="list-style-type: none"> CLB Corn Light Bulb 	<ul style="list-style-type: none"> 084-060 8,400lm - 60w 	<ul style="list-style-type: none"> 40 4000k 45 4500k 50 5000k 57 5700k 	<ul style="list-style-type: none"> U 100-277v 	<ul style="list-style-type: none"> 2 7 \$(% 7%+

PHOTOMETRIC



Gold Series Corn Light Bulb

INSTALLATION INFORMATION (WIRING)

This product must be installed in accordance with National Electrical Code(NEC) and/or applicable local codes, by a qualified electrician.

DANGER - RISK OF SHOCK - DISCONNECT POWER BEFORE INSTALLATION

- Bypass the ballast by making the necessary 'HOT ' (Black or Brown) , 'Neutral ' (White or Blue), and 'Ground' (Green) connections in an approved junction box.
- Turn the bulb into the light socket.
- Once tightened adjust the position of the bulb so the light is shining out of the housing.

INSTALLATION INFORMATION

