touch-plate®
LED LIGHTING & CONTROLS

Platinum Series High Bay Slimline 200w

DESCRIPTION:

Touch-Plate's Slimline High Bay was designed to provide higher lumens and even light distribution. Using up to 70% less power over traditional metal halide or high pressure sodium lighting. Our Slimline High Bay is optimal for any application that requires a High Bay.

PRODUCT FEATURES:

- Instant Start: no flickering or humming
- Uniform Light
- Isolated driver
  - o Round driver rated for 55°C (131°F)
- Die cast aluminum housing
- Lifetime of 50,000 hrs or greater
- UL Listed (E469084)
- DLC Listed
  - 200w (HB07-200w)
- 5 Year Limited Warranty

SPECIFICATIONS:

- Wattage: 200w
- Lumens: 33,000 (approx > 165lm/w)
- Equivalence: 600w HID/HPS/MH
- IP Rating: IP65
- LED Chips: SMD 2835
- PF: >0.90

PHYSICAL PARAMETERS:

- Dimensions
  - Diameter: 12.60"
  - Hook Height: 7.4"
- Weight
  - 9.5 lbs

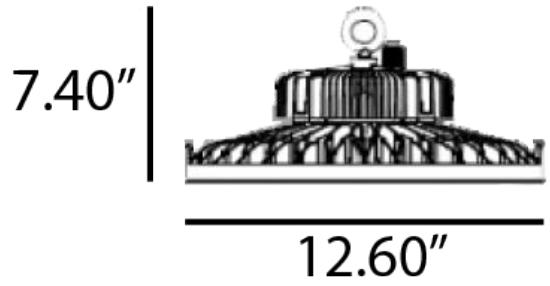

touch-plate
LED LIGHTING & CONTROLS
4822 Projects Drive Fort Wayne, IN 46825
P: 260.426.1565
E: sales@touchplateled.com
www.touchplateled.com

touch-plate®
LED LIGHTING & CONTROLS

Platinum Series High Bay Slimline

ORDERING GUIDE

LED Type **XXX-**	Lumens - Wattage **XXX-XXX-**	CCT **XX**	Voltage **X-**	Color **X**
• **HBS** High Bay Slimline	• **330-200** 33,000lm - 200w	• **30** 3000k • **40** 4000k • **50** 5000k • **60** 5000k	• **U** 120-277v • **I** 200-480v	• **B** Black • **W** White

ADDITIONAL ORDERING OPTIONS
(specified at time of order)

Lens Options
- Clear Glass (Standard)
- Milky Glass

Dimming Toptions
- Nondimmable
- 0-10v Dimmable

Beam Angle
- 60°
- 90°
- 110° (TP Standard)

ACCESSORIES
(specified at time of order)

- Wire Guard
- Diffuser
- Occupancy Sensor
- Photocontrol Sensor
- Zigbee Relay
- Zigbee Dimmer
- Zigbee Controller
- Stainless Steel Cable: 2ft / 3ft / 7ft / 10ft / 20ft
- Twist Lock Plug: 3ft / 10ft
- No Plug Extension: 3ft / 10ft
- USA 3 Prong Plug: 7ft
- S Hook Clip: Medium / Large
- Connection Box: Small / Large
- Connector: 3-Pin Splice

PHOTOMETRIC

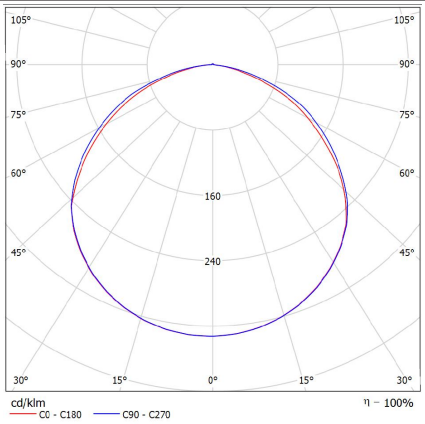

touch-plate
LED LIGHTING & CONTROLS
4822 Projects Drive Fort Wayne, IN 46825
P: 260.426.1565
E: sales@touchplateled.com
www.touchplateled.com

touch-plate®
LED LIGHTING & CONTROLS

Platinum Series High Bay Slimline

INSTALLATION INFORMATION (WIRING)

This product must be installed in accordance with National Electrical Code(NEC) and/or applicable local codes, by a qualified electrician.

DANGER - RISK OF SHOCK - DISCONNECT POWER BEFORE INSTALLATION

- High Bays can be ordered with a specified twist lock plug or without a plug
- Plug in the High Bay or make the necessary 'HOT' (Black or Brown), 'Neutral' (White or Blue), and 'Ground' (Green) connections in an approved junction box.

INSTALLATION INFORMATION

- Drill a 10mm hole at the position where you want to install the fixture
- Push the installation hook into the hole and secure it by tightening the nut
- Hang the fixture on the hook directly or by using a suspension chain
- Connect the power cable to the power line

①



Drill a hole in the ceiling

②

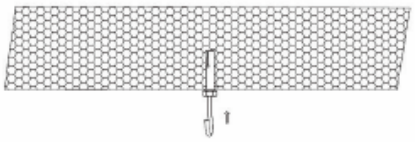

Push in the hook

③

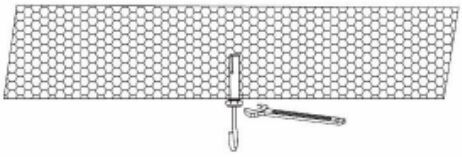

Secure the hook by tightening the nut

④

Hang the fixture on the hook

⑤

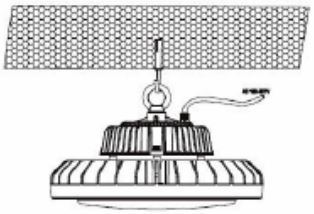

Connect the fixture to the power line

touch-plate
LED LIGHTING & CONTROLS
4822 Projects Drive Fort Wayne, IN 46825
P: 260.426.1565
E: sales@touchplateled.com
www.touchplateled.com