


# Silver High Bay Slimline Series 150w



## DESCRIPTION:

Touch-Plate's Slimline High Bay was designed to provide higher lumens and even light distribution. Using up to 70% less power over traditional metal halide or high pressure sodium lighting. Our Slimline High Bay is optimal for any application that requires a High Bay.

## PRODUCT FEATURES:

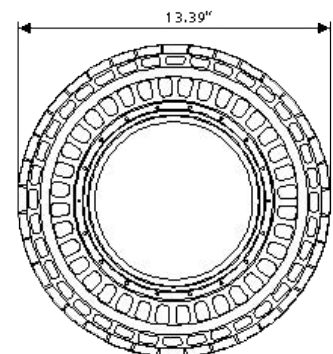
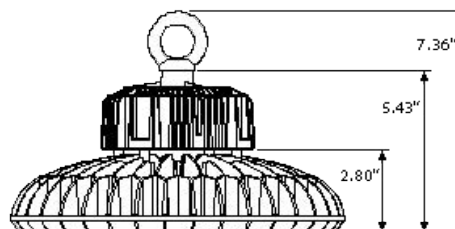
- Instant Start: no flickering or humming
- Uniform Light
- Isolated driver
  - Round driver rated for 60°C (140°F)
- Die cast aluminum housing
- Lifetime of 50,000 hrs or greater
- DLC Listed
  - 150w (UFO150HV-120 (480V))
  - 150w (UFO150-120 (120-277V))
- 5 Year Limited Warranty


## SPECIFICATIONS:

- Wattage: 150w
- Lumens: 19,500 (approx > 130lm/w)
- Equivalence: 400w HID/HPS/MH
- CRI: >80Ra
- IP Rating: IP65
- LED Chips: SMD 3030
- PF: >0.90

## PHYSICAL PARAMETERS:

- Dimensions
  - Diameter: 13.39"
  - Hook Height: 7.36"
- Weight
  - 6.2lbs





# Silver High Bay Slimline Series

## ORDERING GUIDE

LED Type XXX-	Lumens - Wattage XXX-XXX-	CCT XX-	Voltage X-	Color X
<ul style="list-style-type: none"> <li><b>HBS</b> High Bay Slimline</li> </ul>	<ul style="list-style-type: none"> <li><b>195-150</b> 19,500^_ Ž 15" i</li> </ul>	<ul style="list-style-type: none"> <li><b>40</b> 4000k</li> <li><b>50</b> 5000k</li> <li><b>57</b> 5700k</li> </ul>	<ul style="list-style-type: none"> <li><b>U</b> 120-277v</li> <li><b>I</b> 200-480v</li> </ul>	<ul style="list-style-type: none"> <li><b>B</b> Black</li> <li><b>W</b> White</li> </ul>

## ADDITIONAL ORDERING OPTIONS

(specified at time of order)

### Lens Options

- Clear Glass (Standard)
- Milky Glass
- Clear PC

### Beam Angle

- 60°
- 90°
- 120° (TP Standard)

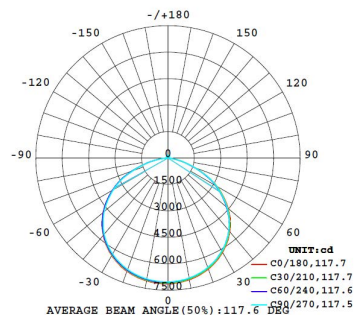
## ACCESSORIES

(specified at time of order)

- |   |  |  |
|---|--|--|
| <ul style="list-style-type: none"> <li>• Wire Guard</li> <li>• Diffuser</li> <li>• Occupancy Sensor</li> <li>• Photocontrol Sensor</li> </ul> | <ul style="list-style-type: none"> <li>• Zigbee Relay</li> <li>• Zigbee Dimmer</li> <li>• Zigbee Controller</li> </ul> | <ul style="list-style-type: none"> <li>• Stainless Steel Cable: 2ft / 3ft / 7ft / 10ft / 20ft</li> <li>• Twist Lock Plug: 3ft / 10ft</li> <li>• No Plug Extension: 3ft / 10ft</li> <li>• USA 3 Prong Plug: 7ft</li> <li>• S Hook Clip: Medium / Large</li> <li>• Connection Box: Small / Large</li> <li>• Connector: 3-Pin Splice</li> </ul> |
|---|--|--|

## PHOTOMETRICS

LUMINOUS INTENSITY DISTRIBUTION DIAGRAM



# Silver High Bay Slimline Series

## INSTALLATION INFORMATION (WIRING)

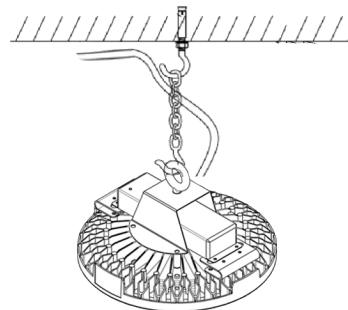
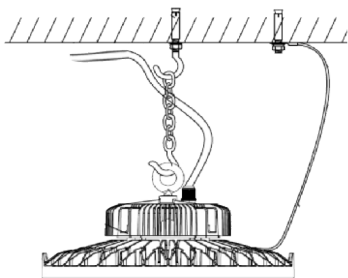
This product must be installed in accordance with National Electrical Code(NEC) and/or applicable local codes, by a qualified electrician.

### **DANGER - RISK OF SHOCK - DISCONNECT POWER BEFORE INSTALLATION**

- High Bays can be ordered with a specified twist lock plug or without a plug
- Plug in the High Bay or make the necessary 'HOT' (Black or Brown), 'Neutral' (White or Blue), and 'Ground' (Green) connections in an approved junction box.

## INSTALLATION INFORMATION

### Hanging Mounting



### Pipe Mounting

