

Silver Series Flood Light 50w



DESCRIPTION:

Touch-Plate's Flood Lights are designed to provide higher lumens and even light distribution. Our Flood Lights can offer energy savings of 70% or greater over traditional metal halide or high pressure sodium lighting. Our Flood Lights are optimal for retrofit installations or new construction installations.

PRODUCT FEATURES:

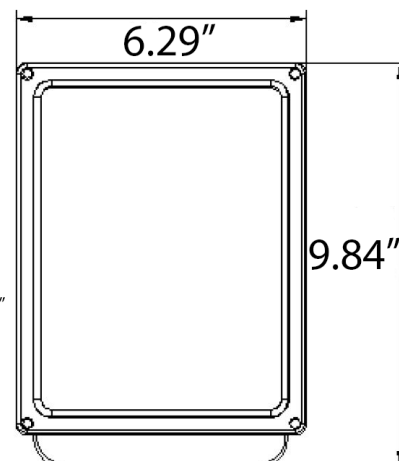

- Slim Design
- Uniform Light
- Die cast aluminum housing + Tempered Glass
- 270° rotating bracket
- Lifetime of 50,000 hrs or greater
- UL Listed (E361401)
- DLC Listed
 - STL-050A
- 5 Year Limited Warranty

SPECIFICATIONS:

- Wattage: 50w
- Lumens: 5,000 (approx > 100lm/w)
- Equivalence: 100w A19/BR/PAR
- Color: Black
- Beam Angle: 120°
- CRI: >80
- IP Rating: IP65
- LED Chips: Philips 3030 Chip
- PF: >0.98

PHYSICAL PARAMETERS:

- Dimensions
 - Length: 9.84"
 - Width: 6.29"
 - Height: 1.81"
- Weight
 - 3.5 lbs



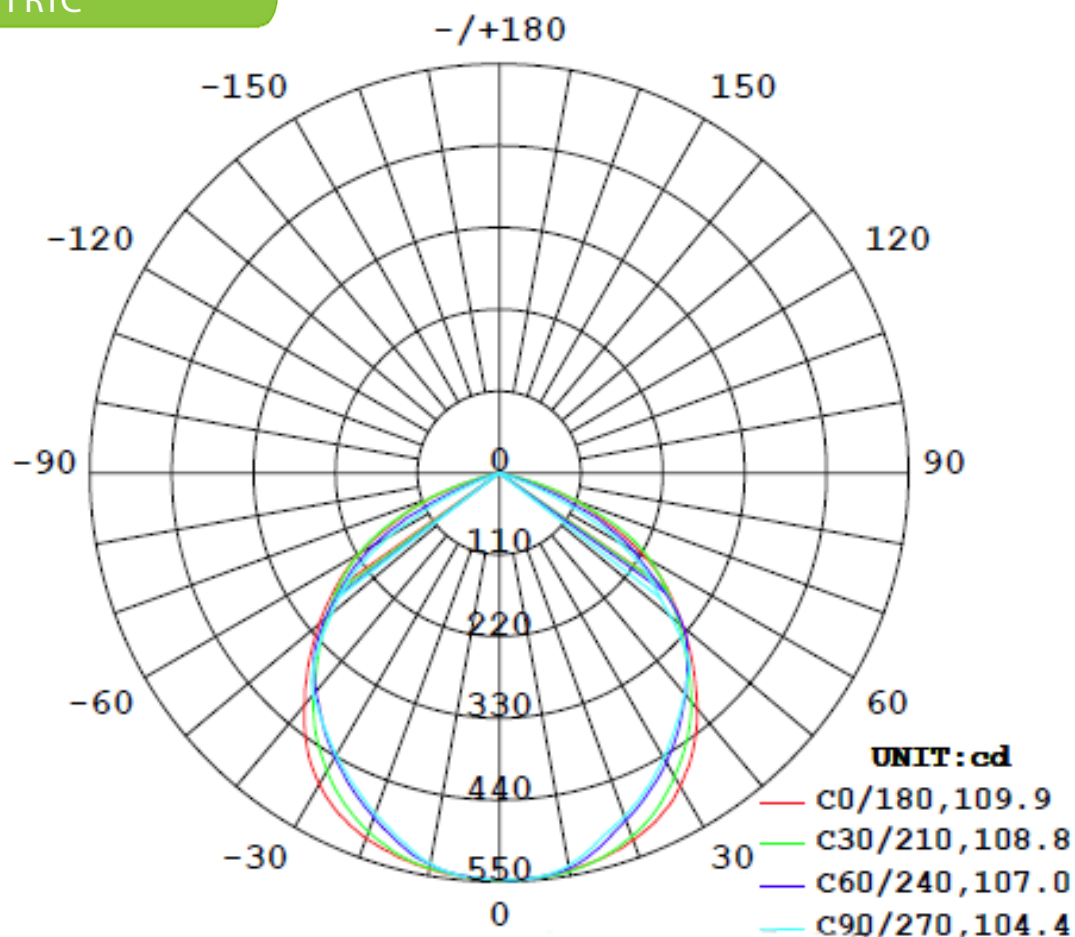


Silver Series Flood Light

ORDERING GUIDE

LED Type XXX-	Lumens - Wattage XXX-XXX-	CCT XX	Voltage X
<ul style="list-style-type: none"> FLD Flood Light 	<ul style="list-style-type: none"> 050-050 5,000lm - 50w 	<ul style="list-style-type: none"> 30 3 000 k 35 3 500 k 40 4 000 k 45 4 500 k 50 5 000 k 	<ul style="list-style-type: none"> U 120-277v

PHOTOMETRIC



Silver Series Flood Light

INSTALLATION INFORMATION (WIRING)

This product must be installed in accordance with National Electrical Code(NEC) and/or applicable local codes, by a qualified electrician.

DANGER - RISK OF SHOCK - DISCONNECT POWER BEFORE INSTALLATION

- Flood Lights can be ordered with a specified plug or without a plug
- Make the necessary 'HOT' (Black or Brown), 'Neutral' (White or Blue), and 'Ground' (Green) connections in an approved junction box.

INSTALLATION INFORMATION

- If you are mounting fixture to brick, concrete or mortar, you will need to pre-drill the holes first.
- Use M6x80mm screws and washers through the two outer holes to mount fixture.

