


Silver Series Flood Light 60w/80w/100w



DESCRIPTION:

Touch-Plate's Flood Lights are designed to provide higher lumens and even light distribution. Our Flood Lights can offer energy savings of 70% or greater over traditional metal halide or high pressure sodium lighting. Our Flood Lights are optimal for retrofit installations or new construction installations.

PRODUCT FEATURES:

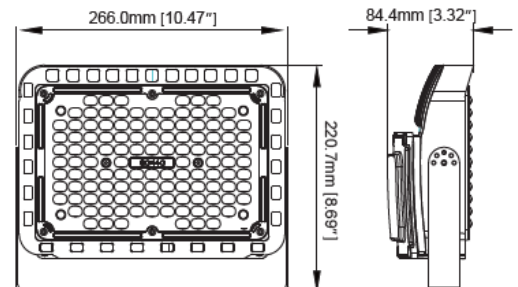
- Slim Design
- Uniform Light
- Die cast aluminum housing + Tempered Glass
- 270° rotating bracket
- Lifetime of 50,000 hrs or greater
- UL Listed
- DLC Listed
- 5 Year Limited Warranty

SPECIFICATIONS:

- Wattage: 60w/80w/100w
- Lumens: 7800/10400/13000 (approx > 130lm/w)
- Equivalence: 30w/40w/50w HID/HPS/MH Color: Black
- Beam Angle: 120°
- CRI: >80
- IP Rating: IP65
- LED Chips: Samsung 2835 Chip
- PF: >0.98

PHYSICAL PARAMETERS:

- Dimensions
 - Length: 10.47"
 - Width: 8.69"
 - Height: 3.32"
- Weight
 - 5.3lbs





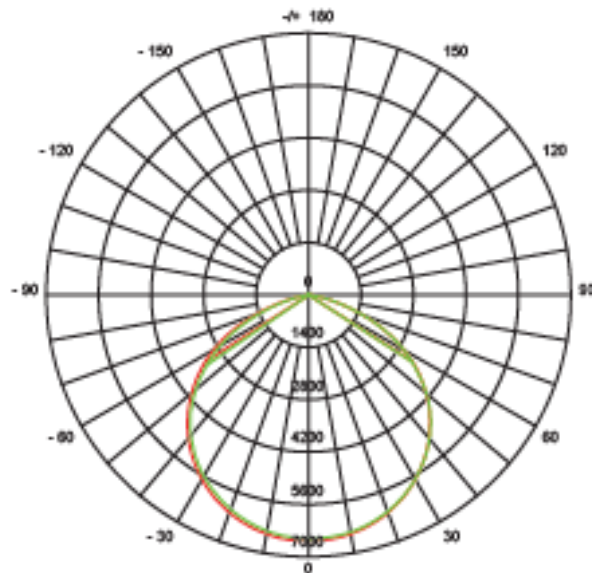
Silver Series Flood Light

ORDERING GUIDE

LED Type XXX-	Lumens - Wattage XXX-XXX-	CCT XX-	Voltage X-
<ul style="list-style-type: none"> FLD Flood Light 	<ul style="list-style-type: none"> XXX-XXX 7800 - 060 10400 - 080 13000 - 100 	<ul style="list-style-type: none"> 30 3000 k 40 4000 k 50 5000 k 	<ul style="list-style-type: none"> U 120-277v

PHOTOMETRIC

120°



UNIT:cd

— V 0.0DEGPLAN114.4deg
— H 0.0DEGPLAN112.5deg

AVERAGE BEAM ANGLE(50%):113.5 DEG

Silver Series Flood Light

INSTALLATION INFORMATION (WIRING)

This product must be installed in accordance with National Electrical Code(NEC) and/or applicable local codes, by a qualified electrician.

DANGER - RISK OF SHOCK - DISCONNECT POWER BEFORE INSTALLATION

- Flood Lights can be ordered with a specified plug or without a plug
- Make the necessary 'HOT' (Black or Brown), 'Neutral' (White or Blue), and 'Ground' (Green) connections in an approved junction box.

INSTALLATION INFORMATION

- If you are mounting fixture to brick, concrete or mortar, you will need to pre-drill the holes first.
- Use M6x80mm screws and washers through the two outer holes to mount fixture.

U Bracket Mount

